



IPG SYSTEM -1208 1200X800X1200

THE SMART PALLET CONTAINER



IPG SYSTEM -1208




Hang in lid

- Space saving on site
- Plus in terms of ergonomics and handling

Smart stacking

- Fast and safe simple stacking
- Folded sleeves are stacked inside a built-up container



+



Hang in lid

- Saving of space at the place of use
- Extra ergonomics and easy handling

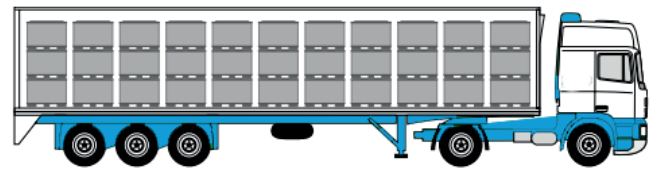
IPG SYSTEM -1208



TECHNICAL DATA

- External dimensions: 1200x800x1200 mm
- Internal dimensions: 1156x756x1030 mm
- Volume: 622 L
- Tare weight: 29 kg
- Empties height: -
- Fodling system: Classic
- High rack (without base): No

CAPACITY UTILISATION - MEGA TRAILER
Full: 99

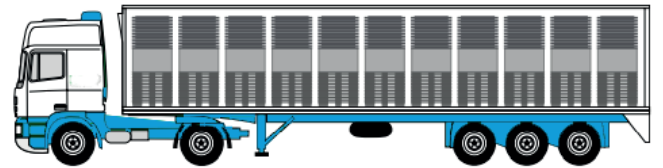


LOADS:

- Payload max: 250 kg
- Stacking load (max): 1 150 kg
- Stacking factor: 1+4

Empty: 462

79 % VOLUME-REDUCED



LOGISTICAL AND TRANSPORT:

- Return rate: 1:4,7
- Volume reduction: 79 %



SANDWICH	PALLET	SLEEVE	LID
Material	PE	PP	PE
Grammage	-	3000 g/m ²	-
Equipment further options available	Open surface, 9 feet 4 way entry pallet Drainage holes	M-folding 1 flap door 600x350 mm 2 label holders A5	2 handles black Suspension lugs



1+4 IN BLOCK STORAGE



1+2



1+13

IN THE MEGA TRAILER



IP-GROUP



PALLET CONTAINER HD-1208 1200X800X950

THE SMART PALLET CONTAINER



HD-1208 1200X800X950



Hang in lid

- Space saving on site
- Plus in terms of ergonomics and handling

Anti slip finish

- 6 rubber lips in the lid
- No shifting of stacked containers; also in a mix with wooden pallets



High compatibility

- Due to the same basic dimensions, stackable with Euro pallets and VDA lids
- Use on conveyor systems on which Euro pallets are used



Secure empty unit

- Protection of the folded sleeve
- No damage to the containers by slipping
- Safe and stable stacking



Closed pallet deck empty unit

- No base insert required
- No soiling
- Automatic locking
- Engage principle for firm fixation

HD-1208 1200X800X950



TECHNICAL DATA

- External dimensions: 1200x800x950 mm
- Internal dimensions: 1156x756x747 mm
- Volume: 653 L
- Tare weight: 46 kg
- Empties height: 245 mm in a stack
- Fodling system: Sandwich folding
- High rack (without base): Yes

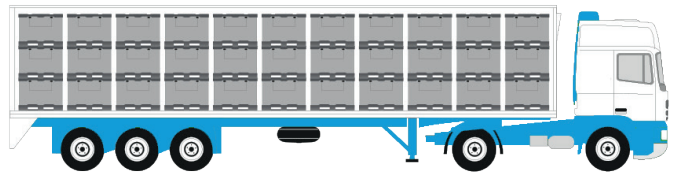
LOADS:

- Payload max: 500 kg
- Stacking load (max): 1 250 kg
- Stacking factor: 1+2

LOGISTICAL AND TRANSPORT:


- Return rate: 1:4
- Volume reduction: 75 %

CAPACITY UTILISATION - MEGA TRAILER
Full: 99



Empty: 396

75 % VOLUME-REDUCED



SANDWICH	PALLET	SLEEVE	LID
Material	PE	PP	PE
Grammage	-	3000 g/m ²	-
Equipment further options available	Closed surface 9 feet, 3 skids steel reinforcement 4 way entry pallet drainage holes	M-folding 1 flap door 600x350 mm 2 label holders A5	2 handles black 1 handle, blue suspension lugs



1+4



1+2

IN BLOCK STORAGE

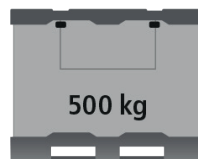


1+2




1+11

IN MEGA TRUCK



1:4



PROPORTIONALLY
STACKABLE



ALL IN ONE UNIT 1200X800X950

THE SMART PALLET CONTAINER



ALL IN ONE UNIT 1200X800X950

Firm connection guidance

Lid and sleeve form a firmly connected unit - no more individual parts, no more loss of container parts



Safe guidance

Embedded guide rails simplify handling - the lid is neatly guided when opening and closing



All in One Unit



Secure empty unit

- Protection of the folded sleeve
- No damage to the containers by slipping
- Safe and stable stacking



Closed pallet deck empty unit

- No base insert required
- No soiling
- Automatic locking
- Engage principle for firm fixation

ALL IN ONE UNIT 1200X800X950



TECHNICAL DATA

- External dimensions: 1200x800x950 mm
- Internal dimensions: 1156x756x747 mm
- Volume: 653 L
- Tare weight: 48 kg
- Empties height: 245 mm in a stack
- Fodling system: Sandwich folding
- High rack (without base): Yes

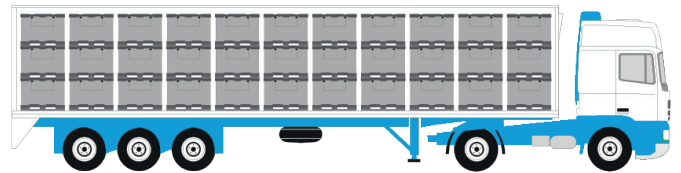
LOADS:

- Payload max: 500 kg
- Stacking load (max): 1 250 kg
- Stacking factor: 1+2

LOGISTICAL AND TRANSPORT:


- Return rate: 1:4
- Volume reduction: 75 %

CAPACITY UTILISATION - MEGA TRAILER
Full: 99

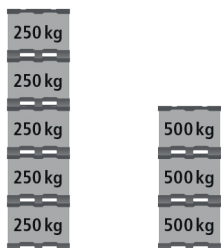


Empty: 396


75 % VOLUME-REDUCED



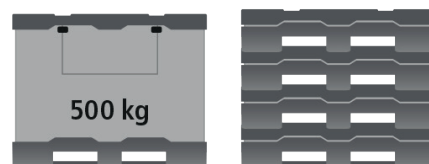
SANDWICH	PALLET	SLEEVE	LID
Material	PE	PP	PE
Grammage	-	3000 g/m ²	-
Equipment further options available	Closed surface 9 feet, 3 skids steel reinforcement 4 way entry pallet drainage holes	M-folding 1 flap door 600x350 mm 2 label holders A5	2 handles 1 handle, blue suspension lugs



1+4 1+2
IN BLOCK STORAGE



1+2 1+11
IN MEGA TRUCK



1:4 PROPORTIONALLY STACKABLE



IPG **RETURN PACKAGING** CONCEPT
AN **ECONOMY** INSPIRED BY THE
CYCLUS OF **NATURE**



WWW.IP-GROUP.NO

